



Academic Adventure Journal

Name: _____
Grade: _____
HST: _____



ALL ABOUT ME



MY NAME IS...

MY AGE

MY BIRTHDAY

PORTRAIT


MY FAVORITE COLOR

MY FAVORITE FOOD

I REALLY LIKE...

ALL ABOUT ME

make a self portrait below using different art materials



ALL ABOUT ME

My name

My birthday

Portrait

My family

My friends

My Pets

My favorite food

My favorite subject

My city

My hobbies

PHOTO

All About ME

PERSONAL info

NAME:

GRADE:

BIRTHDAY:

MY favorite THINGS:

MUSIC ARTIST:

MUSIC GENRE:

LOCATION:

FOOD:

DRINK:

COLOUR:

MOVIE:

TV SHOW:

EVENT:

Hobbies & INTERESTS:

SPORTS, CLUBS OR OTHER
ORGANIZATIONS I'M INVOLVED IN:

HOBBIES, INTERESTS, OR
ACTIVITIES I ENJOY:

Academic INTERESTS:

FAVORITE SUBJECT:

LEAST FAVORITE SUBJECT:

DREAM CAREER:

WHEN I LEARN, I FEEL CONFIDENT WITH:

THIS YEAR, I WANT TO LEARN ABOUT:

'S FIELD TRIP LOG

[illegible]



_____ 'S FIELD TRIP LOG

	Date	Location	Subject	Comment	Review
1					
2					
3					
4					
5					
6					
7					
8					
9					
10					
11					
12					
13					
14					
15					
16					
17					
18					
19					
20					
21					
22					



FIELD TRIP

Name: _____ Date: _____

Location: _____

Description: _____

3

THINGS I LEARNED

2

QUESTIONS I HAVE

1

OF MY FAVORITE EXPERIENCES

Name: _____

Grade: _____

Date: _____

Field Trip: _____

Draw or paste a picture from your field trip below and write a paragraph to describe your day.

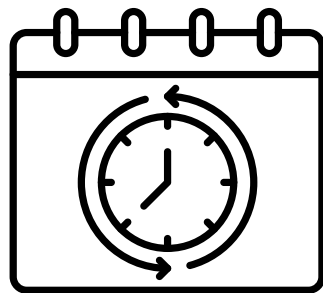


Name: _____

Date: _____

My Field trip to:

Think about all the things you did on your field trip. Paste a photo or draw a picture in the box. Describe what you did on that day. Use descriptive words.




Name: _____


Date: _____


Field Trip Retell

Field trip to: _____

Draw pictures that show what happened during your field trip. Then describe the events.







Name: _____

Date: _____



Field Trip Journal



Description of the trip.

Things I learned:

Things I saw:

Things I found interesting:

Summary of the day:

Field Trip Reflection

Name _____

Date ____ / ____ / ____

Field Trip

Location: _____

My Mood
today:



Trip Details: _____

Highlights of the day

01	_____
02	_____
03	_____
04	_____
05	_____
06	_____
07	_____

Notes



_____	_____
_____	_____
_____	_____
_____	_____
_____	_____
_____	_____
_____	_____

What I learned today

The best part of the day

date:

Recount your field trip highlights:

This image shows a blank sheet of white paper with horizontal black ruling lines. The lines are evenly spaced and extend across the width of the page. On the right side of the page, there is a large blue circle. Inside this circle is a smaller white square. The square is centered vertically within the circle and has its sides parallel to the edges of the circle.

name:

date:

FIELD TRIP LOG

Where:

When:

With:

Something I saw was:

Something I learned was:

I want to learn more about:

Name: _____

We went on a nature field trip and I made

Date: _____

scientific observations

My item: _____

Found at: _____



Draw and label a diagram of your item:

A large, empty rectangular box with a black border, intended for a student to draw and label a diagram of their item.

What does it **feel** like? _____



What does it **smell** like?

What purpose does this item play in its environment?


What would be the consequence if your item ceased to exist in its environment?

ALL ABOUT MY FIELD TRIP TO

name _____

date _____

This is me at the
field trip.



My favorite thing was

ACTIVITIES I DID

- 1 _____
- 2 _____
- 3 _____

THINGS I ASKED

- 1 _____
- 2 _____
- 3 _____

THINGS I LEARNED


- 1 _____
- 2 _____
- 3 _____

name:

date:

COLORS OF NATURE

OUTDOOR PHOTO HIKE



Choose a color in nature.

Go on a photo walk to capture the color in nature.

Create a color photo collage.

Consider adding text, icons, emojis and more to your photos.



FIELD TRIP COLLAGE

Take your photos, drawings, ticket stubs, & brochures,
or souvenirs to create a collage!

Road Sign I Spy

On your way to the field trip, watch the road signs. Mark off each sign when you find it and then describe it to another person using the sentence below.

A(n) _____ is a type of road sign that means _____.

☐

airport

☐

bicycle path

☐

construction

☐

dead end

☐

deer crossing

☐

detour

☐

hospital

☐

pedestrian crossing

☐

no parking

☐

no u-turn

☐

one way

☐

railroad crossing

☐

slippery when wet

☐

slow

☐

stop

☐

yield

☐

warning

☐

winding road