



# Academic Adventure Journal

Name: \_\_\_\_\_  
Grade: \_\_\_\_\_  
HST: \_\_\_\_\_



# ALL ABOUT ME



MY NAME IS...

MY AGE

MY BIRTHDAY

PORTRAIT


MY FAVORITE COLOR

MY FAVORITE FOOD

I REALLY LIKE...

# ALL ABOUT ME

make a self portrait below using different art materials



# **ALL ABOUT ME**

**My name**

**My birthday**

**Portrait**

**My family**

**My friends**

**My Pets**

**My favorite food**

**My favorite subject**

**My city**

**My hobbies**

PHOTO

# All About ME

## PERSONAL info

NAME:

GRADE:

BIRTHDAY:

## MY favorite THINGS:

MUSIC ARTIST:

MUSIC GENRE:

LOCATION:

FOOD:

DRINK:

COLOUR:

MOVIE:

TV SHOW:

EVENT:

## Hobbies & INTERESTS:

SPORTS, CLUBS OR OTHER  
ORGANIZATIONS I'M INVOLVED IN:

HOBBIES, INTERESTS, OR  
ACTIVITIES I ENJOY:

## Academic INTERESTS:

FAVORITE SUBJECT:

LEAST FAVORITE SUBJECT:

DREAM CAREER:

WHEN I LEARN, I FEEL CONFIDENT WITH:

THIS YEAR, I WANT TO LEARN ABOUT:

# 'S FIELD TRIP LOG

[illegible]



# \_\_\_\_\_ 'S FIELD TRIP LOG

	Date	Location	Subject	Comment	Review
1					
2					
3					
4					
5					
6					
7					
8					
9					
10					
11					
12					
13					
14					
15					
16					
17					
18					
19					
20					
21					
22					



# FIELD TRIP

Name: \_\_\_\_\_ Date: \_\_\_\_\_

Location: \_\_\_\_\_

Description: \_\_\_\_\_

\_\_\_\_\_

3

THINGS I LEARNED

2

QUESTIONS I HAVE

1

OF MY FAVORITE EXPERIENCES



Name: \_\_\_\_\_ Grade: \_\_\_\_\_ Date: \_\_\_\_\_

# Field Trip: \_\_\_\_\_

Draw or paste a picture from your field trip below and write a paragraph to describe your day.



---

---

---

---

---

---

---

---

---

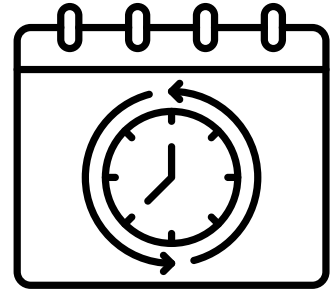
Name: \_\_\_\_\_

Date: \_\_\_\_\_

### My Field trip to:

\_\_\_\_\_

Think about all the things you did on your field trip. Paste a photo or draw a picture in the box. Describe what you did on that day. Use descriptive words.




Name: \_\_\_\_\_

Date: \_\_\_\_\_

# Field Trip Retell

Field trip to: \_\_\_\_\_


Draw pictures that show what happened during your field trip. Then describe the events.



\_\_\_\_\_

\_\_\_\_\_


\_\_\_\_\_



\_\_\_\_\_

\_\_\_\_\_

\_\_\_\_\_



\_\_\_\_\_

\_\_\_\_\_

\_\_\_\_\_

Name: \_\_\_\_\_

Date: \_\_\_\_\_



# Field Trip Journal



Description of the trip.

Things I learned:

Things I saw:

Things I found interesting:

Summary of the day:

# Field Trip Reflection

Name \_\_\_\_\_

Date \_\_\_\_ / \_\_\_\_ / \_\_\_\_

## Field Trip

**Location:** \_\_\_\_\_

My Mood  
today:



Trip Details: \_\_\_\_\_

---

---

### Highlights of the day

01	_____
02	_____
03	_____
04	_____
05	_____
06	_____
07	_____

### Notes



_____	_____
_____	_____
_____	_____
_____	_____
_____	_____
_____	_____
_____	_____

### What I learned today

---

---

---

---

### The best part of the day

---

---

---

**date:**

### Recount your field trip highlights:

name:

date:

# FIELD TRIP LOG

Where:

When:

With:

Something I saw was:

---

---

---

---

Something I learned was:

---

---

---

---

I want to learn more about:

---

---

---

---

Name: \_\_\_\_\_

We went on a nature field trip and I made

Date: \_\_\_\_\_

# scientific observations

My item: \_\_\_\_\_

Found at: \_\_\_\_\_



Draw and label a diagram of your item:

A large, empty rectangular box with a black border, intended for a student to draw and label a diagram of the item they observed.

What does it **feel** like? \_\_\_\_\_

\_\_\_\_\_



What does it **smell** like?

\_\_\_\_\_

\_\_\_\_\_

What purpose does this item play in its environment?

\_\_\_\_\_

\_\_\_\_\_

What would be the consequence if your item ceased to exist in its environment?

\_\_\_\_\_

\_\_\_\_\_




# ALL ABOUT MY FIELD TRIP TO

name \_\_\_\_\_

date \_\_\_\_\_

\_\_\_\_\_

This is me at the  
field trip.



My favorite thing was

\_\_\_\_\_

\_\_\_\_\_

\_\_\_\_\_

## ACTIVITIES I DID

- 1 \_\_\_\_\_
- 2 \_\_\_\_\_
- 3 \_\_\_\_\_

## THINGS I ASKED

- 1 \_\_\_\_\_
- 2 \_\_\_\_\_
- 3 \_\_\_\_\_

## THINGS I LEARNED


- 1 \_\_\_\_\_
- 2 \_\_\_\_\_
- 3 \_\_\_\_\_

name:

date:

# **COLORS OF NATURE**

## **OUTDOOR PHOTO HIKE**



Choose a color in nature.

Go on a photo walk to capture the color in nature.

Create a color photo collage.

Consider adding text, icons, emojis and more to your photos.

# FIELD TRIP COLLAGE

Take your photos, drawings, ticket stubs, & brochures,  
or souvenirs to create a collage!

# Road Sign I Spy

On your way to the field trip, watch the road signs. Mark off each sign when you find it and then describe it to another person using the sentence below.

A(n) \_\_\_\_\_ is a type of road sign that means \_\_\_\_\_.

☐

airport

☐

bicycle path

☐

construction

☐

dead end

☐

deer crossing

☐

detour

☐

hospital

☐

pedestrian crossing

☐

no parking

☐

no u-turn

☐

one way

☐

railroad crossing

☐

slippery when wet

☐

slow

☐

stop

☐

yield

☐

warning

☐

winding road

