



# CONTENTS OF THIS TRAINING

1. Identifying an EL student
2. First Steps
3. Initial vs Summative ELPAC
4. IFEP, RFEP, and RFEF Monitoring...what's the difference?
5. Checking ELPAC scores
6. Summative ELPAC Testing
  - a. UPK-2
  - b. 3-12

Is my  
student  
EL?



## RED ONLY on the RIGHT

This student has **reclassified**, but we monitor them for 4 years post-reclassification to ensure there is not a learning gap from english language acquisition.

[Redacted]	<input type="checkbox"/>		
[Redacted]	<input type="checkbox"/>		
[Redacted]	<input type="checkbox"/>		

## NO half-red or full red snowflake

This student is **not** an EL.

## FULL RED

This student is an **enrolled English Learner** that has already taken the Initial ELPAC test.

## RED ONLY on the LEFT

This student is **TBD** and will need to take the Initial ELPAC with an ELD Team member within 30 calendar days of enrollment.



# ELD

EL students, by law, need to be engaged in English Language Development an average of 30 minutes/school day. Cottonwood will insure our students are making progress in ELD by offering the following choices for students to participate in

## LIVE ELD courses

- Live interaction with classmates
- Live interaction with an ELD Team Teacher
- Learning kits (free)
- ELPAC preparedness woven in to class activities
- Lowers ELPAC stress significantly when students are comfortable with staff and testing interface

## iReady

- 90 min/wk

# First Steps

01

## Curriculum at home

Students should be using an evidence-based ELA curriculum. UPK-3 ELA curricula likely has ELD standards embedded while 4-12 often does not. See the [resources](#) page on the Hawks Nest for more info.

03

## ELD Requirement

EL students at Cottonwood will participate in 90 min/week of ELA IReady and/or attend a LIVE (Zoom) class. See schedule and links [here](#)

02


## Resources at Cottonwood

EL students have access to IReady and Reading Eggs provided by the school! See the EL [Resource Page](#) in the Hawks Nest for how to sign up!

04

## Keep Data Current

Please keep our EL data current by ensuring your students' information is current on our [compliance sheet](#).



Initial<sup>☆</sup>

Vs

Summative

ELPAC





## What's the difference?



### Initial

- Given ONCE in the academic career
- All UPK-12 that have never been enrolled in a CA public school
- Determines proficiency upon entering public school
- IFEP = Initial-Reclassification as proficient in English
- If a student is not found proficient, they are enrolled in the EL Program
- No opt-out




### Summative

- Given every year
- Measures progress towards English proficiency
- RFEP = reclassification as proficient in English
- If a student does not pass all domains as well as meet secondary reclassification criteria, they remain an English Learner regardless of what public school they are enrolled in
- No opt-out





# IFEP, RFEP, and RFEP Monitoring





## IFEP

Student was found English proficient after the INITIAL ELPAC and is not enrolled in EL.

**HST does nothing.**

## What is the difference?



## RFEP

Student was found proficient after SUMMATIVE ELPAC and is unenrolled in EL.

**HST and parent complete and sign a form and return to ELD Team within 7 days of notification.**



## RFEP Monitoring

RFEP'd students are monitored for 4 years AFTER RFEP to ensure all learning gaps formed as a result of lack of English proficiency are closing/closed

**HST and Parent complete and sign a form once a year and return to ELD Team by**

**11/16**



# Completing the RFEP Monitoring form

The form can be

- printed, completed by hand, and then scanned and sent as a pdf to the ELD Team
- Completed and signed digitally using Adobe (NOT Adobe Sign)
  - **The ELD Team is the last signature/date and the form needs to be/remain "unlocked"**

The HST

- will be notified by the ELD Team of students that require monitoring
- completes the form to its fullest capacity, signs, and dates it
- Parent comments, signs, and dates it.

- The form is emailed as an **unlocked pdf to [el@cottonwoodk12.org](mailto:el@cottonwoodk12.org)** for final signature and date
- **RFEP Monitoring is due to the ELD Team by 11/16**

Blank form [here](#)

How to find the ELAS date instructions [here](#)

# Curriculum

Curriculum to Recommend:

All About Reading

- [Review](#)
- [Order](#)

Go Phonics Reading Program

- [Review](#)
- [Order](#)



NOT recommended for EL students:

- Explode the Code (can be difficult to decipher for parents and students with a limited English background what the pictures are depicting as well as the spelling patterns)
- Curricula that claims "teach your child to read in 100 easy lessons"



[Logic of English Online](#)

➤ NOTE: Curriculum that has audio/visual components and answer keys are essential



# Resources

The following resources will be available **free** to all EL students for the 2022-2023 academic year. These are **supplemental resources** and are **not stand-alone curricula**. Please relay this to families before ordering. Also, please monitor student usage and follow up with families when resources are not being used.

- Reading Eggs
  - HST completes the [order](#)
- iReady (ELD Team monitors) [order here](#)
- SORA (offered FREE through our lending library)
- More to come...

\*[Bookflix](#) is a FREE resource offered through the Sacramento Library!

# OUR ELD SERVICES

Choose 1 of these



## LIVE ELD Zoom class

UPK-12  
Monday-Thursday  
2-3 times/week  
Supply kits for students  
enrolled in a class  
**PARENT enrolls the  
student**

Sign up HERE



## iReady

UPK-9 (or brand new,  
level 1 ELL 10-12)  
90 min/week  
**HST enrolls the  
student**

Sign up HERE



## Paper/Pencil Packets

A packet of activities  
emailed to the student  
once a month  
containing language  
development activities  
**PARENT enrolls the  
student**

Sign up HERE

# Checking ELPAC



scores



**ELPAC scores**





will be labeled

**"ESA 2022"**

## How to find your Student's Test Scores





Go to the student dashboard and look under test scores

- Click on the bar graph symbol "View CAASPP/ELPAC PDF's"

▼ Test Scores    

Additional test scores may be found in the View History link.

This will pull up the PDF's for CAASPP scores:

Available Score Files 				
	Test	Year	Grade	Language of PDF
 <b>View PDF</b>	CAASPP	2017	05	EN
 <b>View PDF</b>	CAASPP	2018	06	EN
 <b>View PDF</b>	CAASPP	2019	07	EN

Select the View PDF Button to view, print, or download the student score report.

\*Note: If you are unable to see your students' test scores it could be because they are in the process of switching over to Cottonwood from another school. Once the student is "ours" in CALPADS and they are showing in TOMS, you will see their scores here in Pathways. All scores now follow students

