


Name _____





The Ghost with the Book (“oo” as in “look”)

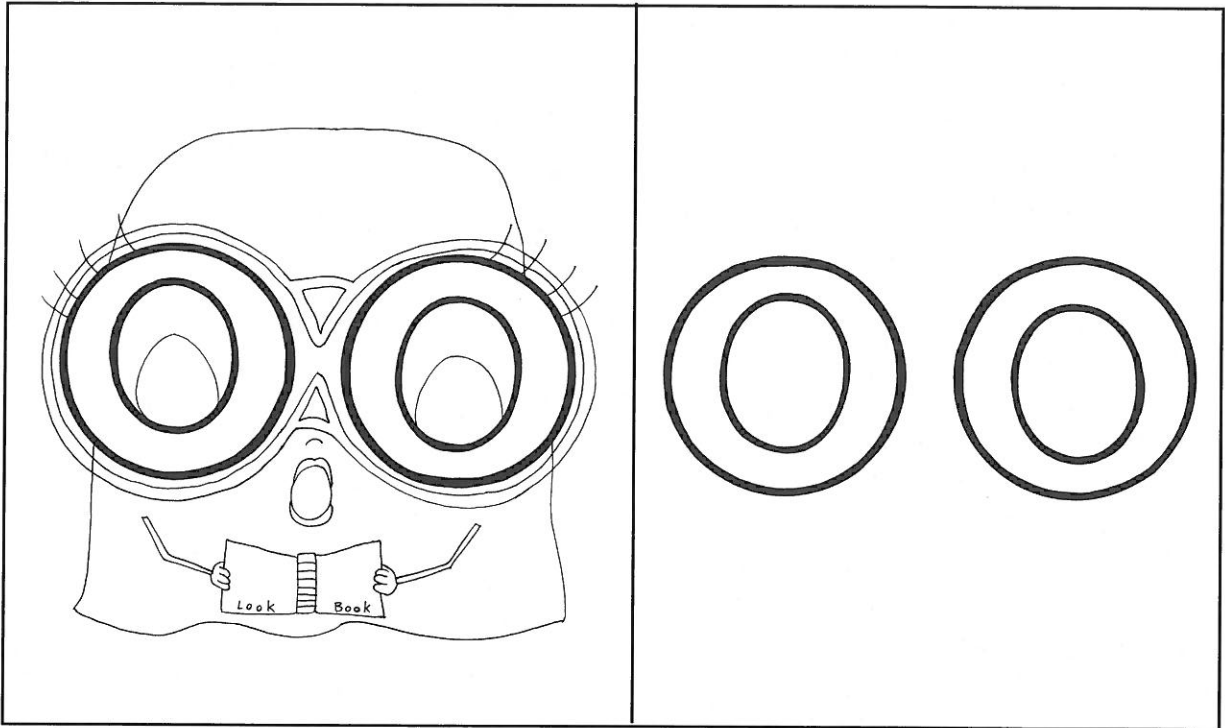
Story – This time the two O’s look like a ghost who is trying to “l-oo-k” at a “b-oo-k” while he walks in the school halls. He bumps into someone who pushes the book into his stomach, and he makes a short “oo” (as in “look”) sound.

Hand cue: Pretend to be holding books, then pushing them into your stomach, making an “oo” sound.

Name _____




Name _____



--	--

Draw 2 things that have this sound in it.


Name _____





The Scary Ghost

Story – The two O’s get together, looking like the eyes of a scary ghost who says, “Ooooo!”

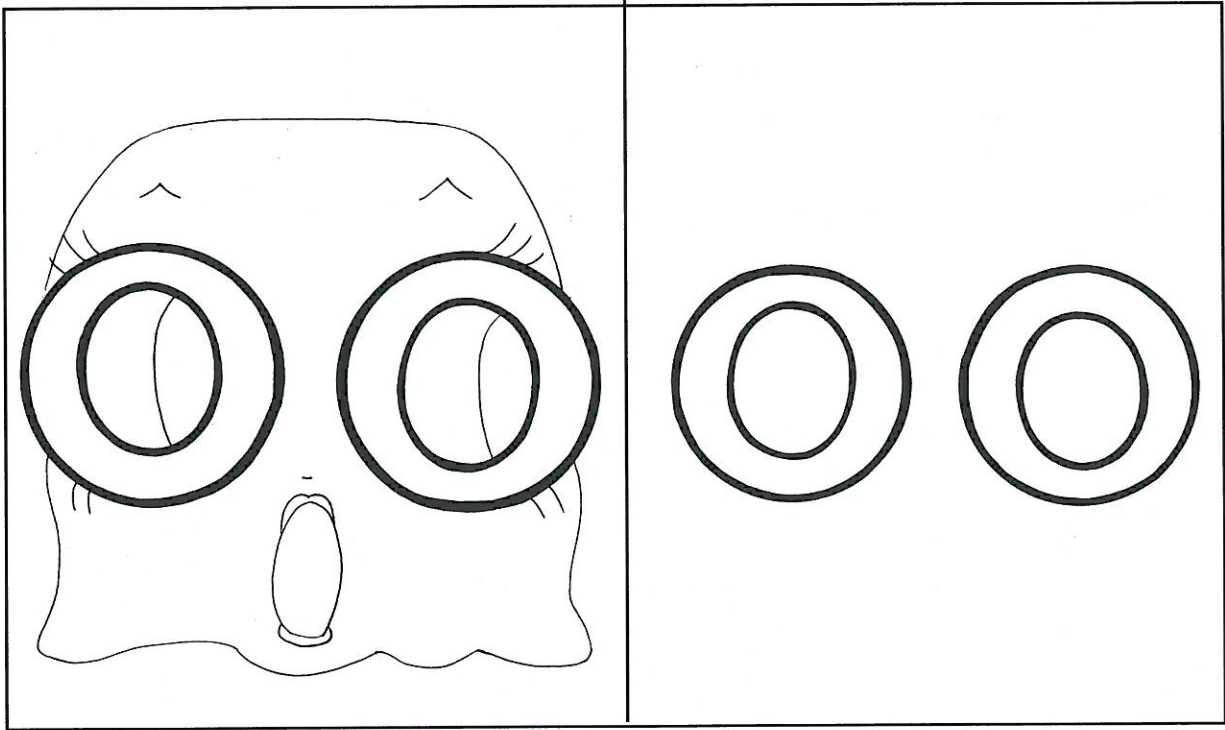
Hand cue: Hold each hand up to your face, forming two circles in front of your eyes with your index fingers and thumbs. These circles are the eyes of the ghost. Make a scary face.



Name _____



Name _____



Draw 2 things that have this sound in it.

