


Name _____






The basketball player

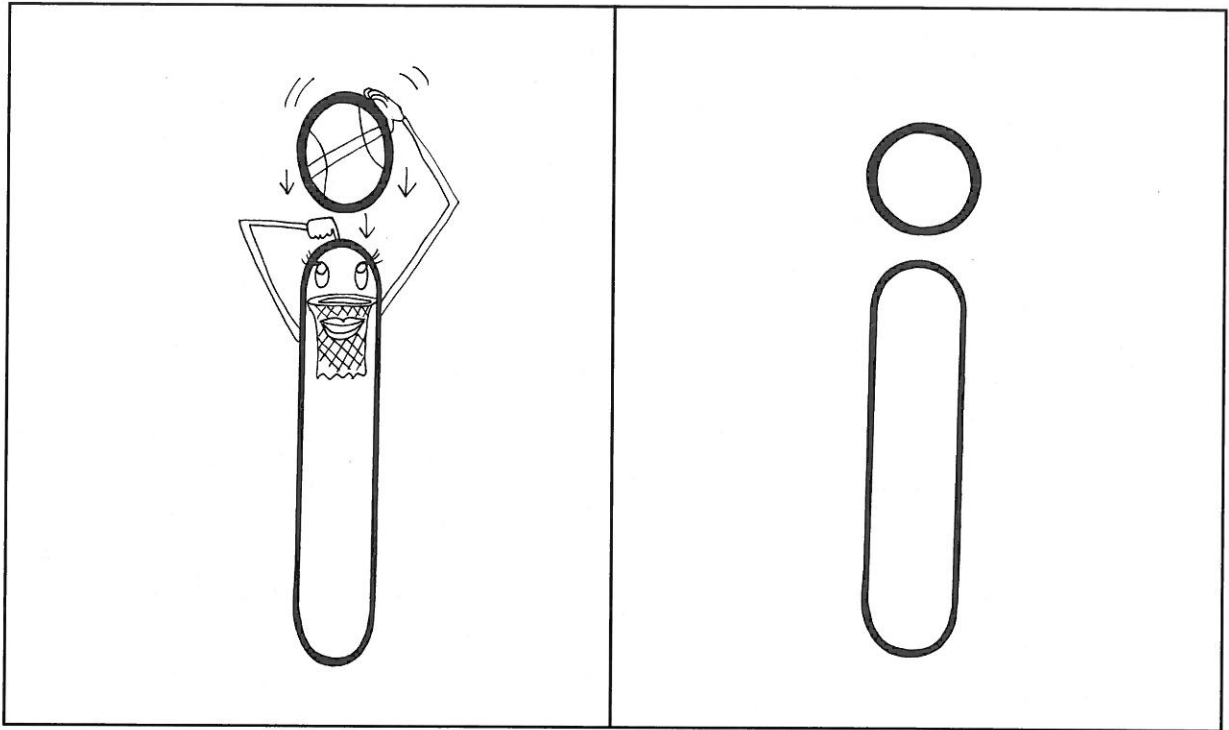
Story – The basketball player has a big smile while he tries to get that ball “i-i-in” the basket

Hand cue: Pretend to be shooting a ball into a basket, moving your hand up and down each time you say the “i” sound in “i-i-i-in.”

Name _____



Name _____



Draw 2 things that have this sound in it.

I – Basketball Player

(Show picture.) “This is a very famous basketball player who believes that whenever he smiles, it’s easier for him to get the basketball into the basket. Right now he’s dribbling the ball, bouncing it down by his feet, thinking, ‘I want to get the ball i-i-in!’ He’s in the middle of a big basketball game. Everyone watching him wants him to get the ball in so they can win the game. They all have huge smiles on their faces. Can you put a big smile on your face? They’re all doing a great cheer, too! They’re saying, ‘Get it i-i-in! Get it i-i-in!’ (During the cheer, use hand motion over your head, thrusting your index finger downward with each ‘i.’) Let’s all keep smiling and do that cheer together! ‘Get it i-i-in! Get it i-i-in!’ That’s his sound, ‘i,’ the smiley sound.”

Hand cue: Put hand over head with index finger pointing down, and thrust downward each time you say “i” in the cheer, “Get it i-i-in!”