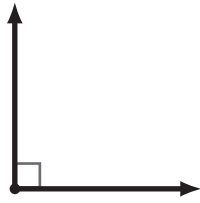


Angles and Degrees

1 What is the size of this angle in degrees?



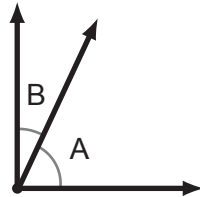
90°

2 What is the size of this angle in degrees?



180°

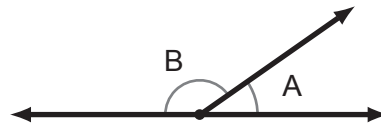
3 Find the unknown angle.



$\angle A$ and $\angle B$ are complementary angles.
If $\angle A$ is 65 degrees, how big is $\angle B$?

$$\begin{array}{r} 8 \\ 90 \\ - 65 \\ \hline 25 \end{array} \quad m\angle B = 25^\circ$$

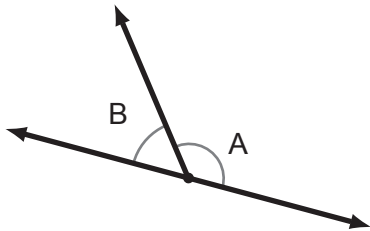
4 Find the unknown angle.



$\angle A$ and $\angle B$ are supplementary angles.
If $\angle A$ is 35 degrees, how big is $\angle B$?

$$\begin{array}{r} 7 \\ 180 \\ - 35 \\ \hline 145 \end{array} \quad m\angle B = 145^\circ$$

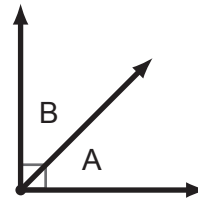
5 Find the unknown angle.



If $\angle A$ is 128 degrees, how big is $\angle B$?

$$\begin{array}{r} 7 \\ 180 \\ - 128 \\ \hline 52 \end{array} \quad m\angle B = 52^\circ$$

6 Find the unknown angle.



If $\angle A$ is the same size as $\angle B$,
how big is $\angle A$?

If A and B are equal, then they must each be half of the total. Since they form a Right Angle, the total must be 90 degrees, so Angle A is half of 90, which is 45 degrees!

$$m\angle B = m\angle A = 45^\circ$$